

Complicated LARC cases

Stephanie Teal, MD, MPH
University of Colorado School of Medicine
Women's Health and Family Planning
Conference 2011

Pelvic infection

- 28 yo monogamous woman presents for IUD placement
- IUD placed, cervical swab done
- Returns 3 days later +CT



Will she get PID?


- women with CT or GC at the time of insertion
 - increased risk of PID relative to women without infection
- Absolute risk of PID low for both groups
 - 0-5% for those with STIs and 0-2% for those without
 - risk similar to infected women not getting IUD

How should she be treated?

- Asymptomatic cervicitis
 - Do not remove IUD
 - Treat per protocol
- PID
 - Treat per protocol
 - Assess for improvement per protocol
 - If no improvement, or severe disease, remove IUD

Non-palpable implants

- 20 yo G1P1 with Implanon x 10 months
- Wants it out for abnormal bleeding
- Had irregular menses previously
- You can't feel it



What are possibilities?

- Too deep
- Curled up
- In the other arm
- Higher/lower/superior/inferior
- Never inserted

Finding the Implanon


- Feel for it
 - Start with the scar
 - Feel everywhere
- High-frequency ultrasound
 - >10 MHz
- MRI
- Etonogestrel level
 - Must talk to clinical science liaison, you cannot order this

How do you get it out?

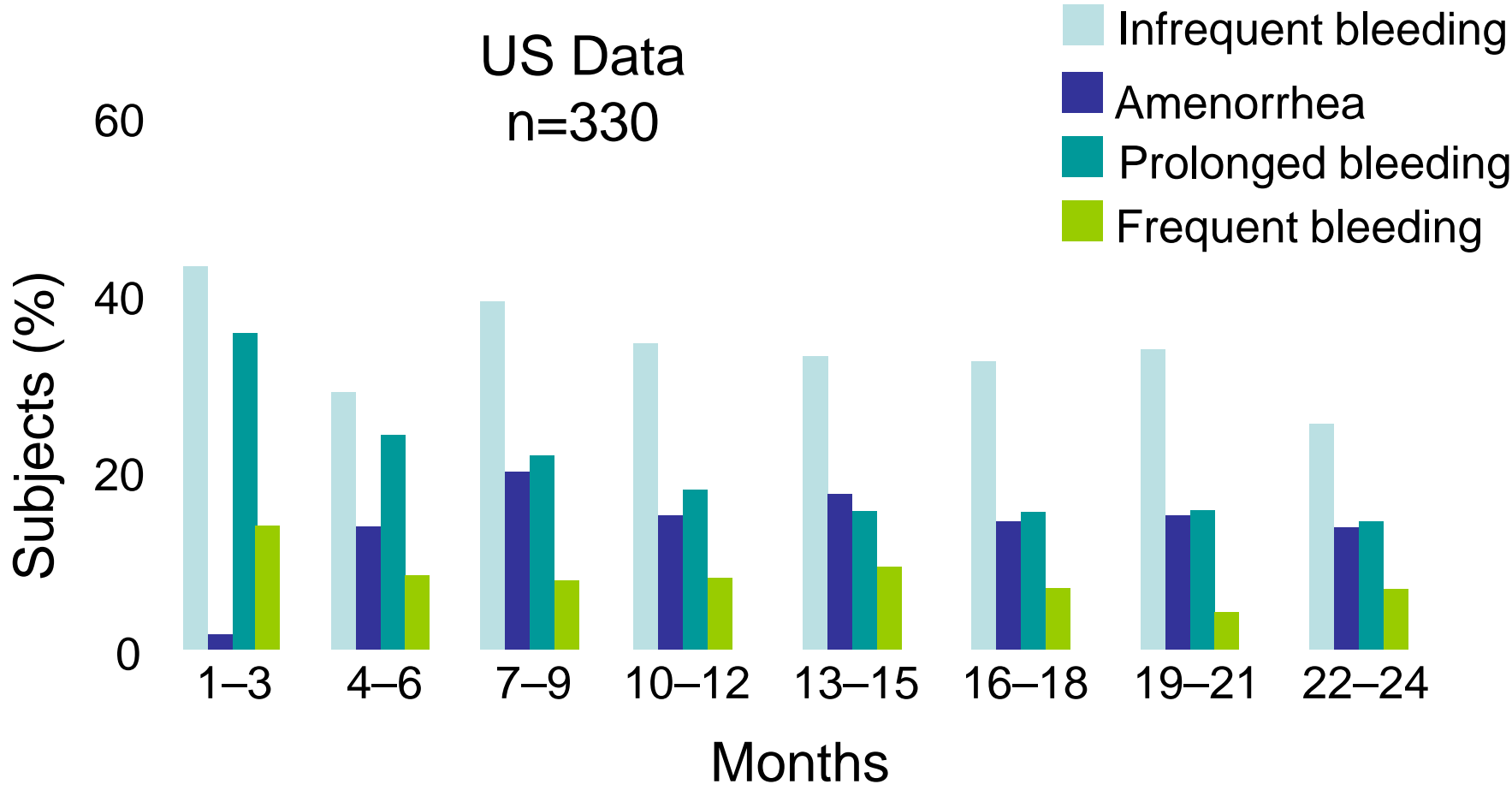
- PUT IT IN CORRECTLY
- Needle localization/wire placement after ultrasound
- continuous ultrasound guidance
- NO BLIND ATTEMPTS!

Subdermal Implant bleeding

- What to expect
- How long should she “stick it out”
- How to treat unacceptable patterns
- Is it worth it?



Bleeding Patterns are Unpredictable



Funk S, et al. *Contraception*. 2005.

Review of Implanon bleeding

- Data from 11 clinical trials ($N = 923$)
 - bleeding-spotting records
 - dysmenorrhea
 - discontinuation
- Bleeding patterns analyzed via reference period
 - amenorrhea (22.2%)
 - infrequent (33.6%)
 - frequent (6.7%)
 - prolonged bleeding (17.7%).
- In 75% of RPs, bleeding-spotting days \leq natural cycle
 - occurred at unpredictable intervals

Truly unpredictable?

- The bleeding pattern experienced during the initial phase predicted future patterns for the majority of women
- Pattern in first 3 months:
- Favorable bleeding patterns tended to continue
- Bad patterns \geq 50% chance of improvement
- 11.3% discontinued due to bleeding irregularities
- 77% with dysmenorrhea: complete resolution

The early adolescent

- 14 yo, sexually active with one partner
- On the pill, but misses frequently
- “I think I’m sterile”



OCs and adolescents

- Adherence
 - At 3 months of use: 45%
 - At 12 months of use: 33%
- Myths abound
 - Infertility
 - Heart attacks
 - Dangerous chemicals
 - Etc...

Depo-Provera and bone loss

- BMD loss associated with DMPA is rapidly reversible
- clinical implications of BMD changes in teenagers and young women are unknown
- Cochrane review: Whether steroidal contraceptives influence fracture risk cannot be determined from existing information
- Implanon does not seem to affect BMD

IUDs for teens?

- Literature is scanty and obsolete
- no increase in risk of
 - pelvic inflammatory disease
 - tubal infertility
 - ectopic pregnancies
- Safe and acceptable in nulliparas
- Higher failure rate?
- Higher expulsion rate?

Use of long-acting contraceptives in young adolescents

- Are the patch or ring better than the pill?
 - Harder to forget to use
 - No difference if motivation wanes
- Make non-pregnant the default state
 - Etonogestrel implant
 - Levonorgestrel IUS

Missing strings

- 29 yo woman had an IUD placed at another clinic 4 months ago
- She was unable to feel her strings
- On your exam, you cannot see or feel the strings



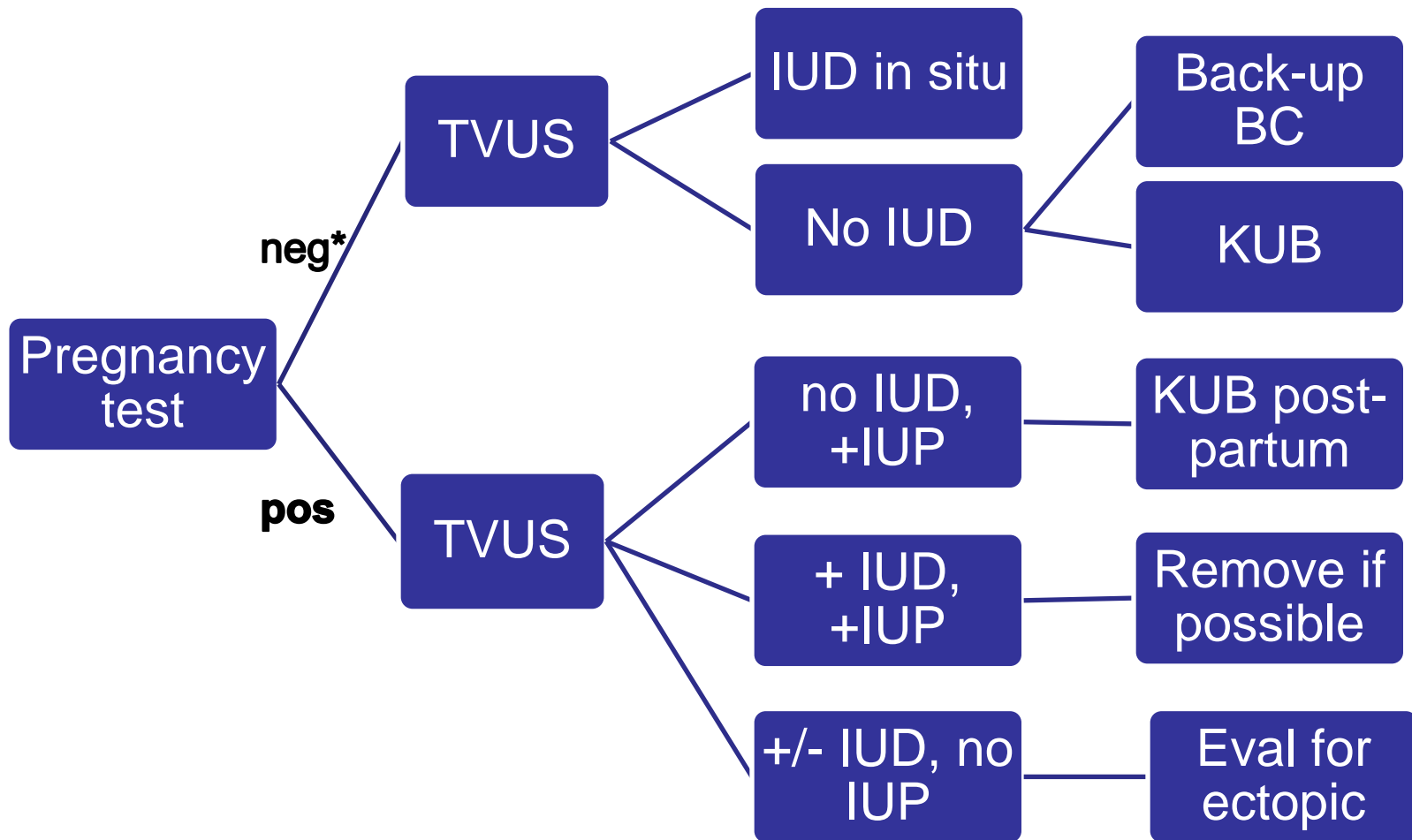
First step:

- Try to find the string in the cervical canal
 - Endocervical brush
 - Alligator forceps
- If unsuccessful your next step is...

Missing strings

- Differential diagnosis:
 - Expulsion
 - Perforation
 - Strings withdrawn higher into cervix, uterus
 - pregnancy

Uterus, abdomen, or sewer?



*start back-up BC

Missing strings

- You **MUST** find the IUD
 - Never assume it fell out until you have evaluated the abdominal cavity
- Pregnancy outcomes are better with attempted removal than leaving it
 - If the IUD is below the pregnancy

Cases?

